

BY THE NUMBERS

Milestones and metrics showcasing a transformative 2021

QUARTERLY MILESTONES FOR 2021

Winter	Spring	Summer	Fall
<ul style="list-style-type: none">* Dr. Jodi Sandfort joins the Evans School as its seventh dean* Community is engaged in re-imagining the Evans School's identity and future* Evans School ranks 4th in nation, 2nd among public universities	<ul style="list-style-type: none">* New Evans School mission, vision, purpose, and values launched* Inaugural convening of Public Matters to celebrate the wisdom of our community; more than 200 participants and views by members of the Evans School community* Evans School hosts its most attended Dean's Forum on Managing Anti-Racist organizations with over 500 participants and views	<ul style="list-style-type: none">* Evans School hosts Public Policy and International Affairs Program (PPIA) Public Service Weekend for undergraduates committed to public service careers* Executive MPA program graduates 17th cohort* International Program in Public Health Leadership graduates its 4th and largest cohort of 38 public health leaders from across 17 African countries	<ul style="list-style-type: none">* Evans School welcomes its largest incoming MPA class* First cohorts of PhD, Executive MPA, MPA, and undergraduates attend classes in newly renovated Parrington Hall* Launch of Evans School 2021-2026 Blueprint for Equity & Inclusion, for multi-year anti-racist actions and accountability in pursuit of our mission, vision, and purpose

#4 ranked MPA program in the U.S., #2 among public universities

- #2 in Environmental Policy & Management
- #6 in Nonprofit Management
- #7 in Public Finance and Budgeting
- #10 in Public Management and Leadership
- #10 in Public Policy Analysis
- #7 in Social Policy

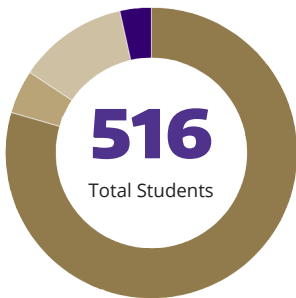
CURRENT STUDENTS IN DEGREE PROGRAMS

Graduate Students:

- Masters of Public Administration (MPA) - 411
- Doctorate in Public Policy and Management (PhD) - 25
- Executive Master of Public Administration (EMPA) - 63
- * UW Graduate Student International Development & Nonprofit Management Certificates also offered

Undergraduate Minors:

- Undergraduate Minor in Public Policy - 18



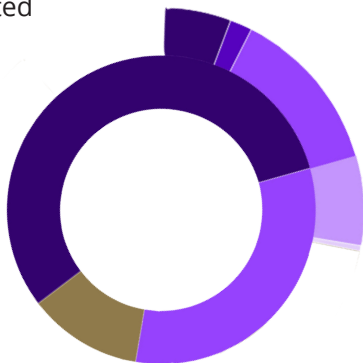
STUDENT DEMOGRAPHICS ACROSS DEGREE PROGRAMS

Inner Circle: Residency

- Washington Resident - 56%
- Other U.S. Resident - 32%
- International - 12%

Outer Circle: Domestic Underrepresented Minority (31.5%)

- African American - 6%
- American Indian - 2%
- Asian American - 15%
- Hispanic American - 8%
- Other - 0.5%



ONGOING LEADERSHIP PROGRAMS

- * International Program in Public Health Leadership (IPPHL)
- * Accelerating Social Transformation (AST)

NEW UNDERGRADUATE PROGRAMS

- * Public Policy & International Affairs Program (PPIA)
 - Public Service Weekend (PSW)
 - Junior Summer Institute (JSI)
- * NextGen Civic Leader Corps (NGCLC)

ENGAGED RESEARCH



Research Centers

- Evans School Policy Analysis & Research Group (EPAR)
- Center on Risk & Inclusion in Food Systems (CRIFS)



Applied Research Impact

- Launch of Evans Policy Innovation Collaborative (EPIC)
- William D. Ruckelshaus Center (in partnership with WSU)



Faculty Research

- 30 externally funded contracts and grants supporting faculty research

FACULTY & STAFF

- 58 Faculty & Community Instructors
- 38 Staff
- 6 Post Doctoral Fellows



147 courses offered

STUDENT CAREER DEVELOPMENT

- * 60 info sessions hosted with employer organizations
- * 15 informational interview "Pop-Ups" & career events
- * 129 MPA internships with Community Organizations

COMMUNITY ENGAGEMENT

- * 46 Student Consulting Lab Projects
- * 13 students join nonprofit boards through Boards Fellows program
- * Formed Community of Ambassadors to inform Evans engagement work
- * Launched Theory to Practice alumni events (213 attended + viewed)
- * Held two Dean's Forums on Race & Public Policy (922 participated + viewed)
- * Initial offering of Public Matters to highlight community leaders (392 participated + viewed)

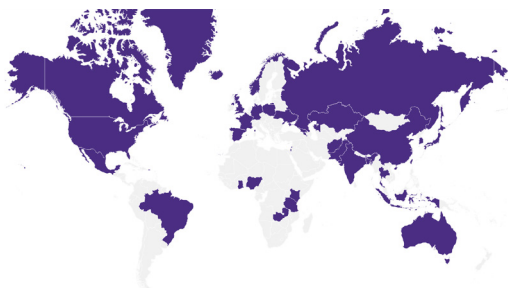
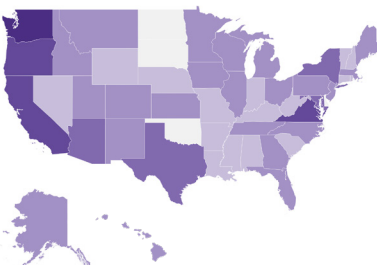
ALUMNI NETWORK

International Map:

- Countries with Evans School Alumni

U.S. Map of Evans School Alumni:

- ≥ 1,000
- ≥ 100
- ≥ 50
- ≥ 10
- ≥ 1



over 5,300 strong



- For-Profit/Social Enterprise - 20%
- Nonprofit/NGO - 21%
- Public/Government - 59%

FINANCIAL SUPPORT

- 34% of students receive fellowships, totaling \$800k+ annually
- 529 households gave more than \$1.5 million to the Evans School in 2021
- * 100 donors contributed to the Student Critical Need Fund
- * 70 donors made gifts to the Anti-Racism & Inclusion Action Fund

Thank you to all of our supporters for expanding the work of the Evans School and investing in our students!

2021 REVENUE & EXPENSES

FY21 Revenue

- Academic Support
- Research
- Gifts
- Training & Engagement



FY21 Expenses

- Salary & Benefits
- Operations
- Fellowships & Subsidies



- * The difference in revenues and expenditures in 2021 represent research grant funds received in 2021, to be spent in 2022.

EVANS.UW.EDU