



The Evans School of Public Policy & Governance

2022 Annual Employment Report

CAREER OUTCOMES
MPA Class of 2021

CAREER PREVIEW
MPA Class of 2022
EMPA Cohort 18



EVANS SCHOOL
OF PUBLIC POLICY & GOVERNANCE

UNIVERSITY of WASHINGTON



ABOUT THIS REPORT

The Evans School surveys all MPA students at the time of graduation in June and six-months post-graduation using a variety of techniques including surveys, individual inquiries, and publicly available sources to compile an annual MPA Employment Report.

The data in this report represents a 92.4% knowledge rate* of 145 MPA graduates from December 2020, March 2021, and June 2021.

**The term knowledge rate represents a variety of data collection methods including survey response, individual outreach and follow-up, online research, and social media.*

INSIDE THE REPORT

Class Profile: Master of Public Administration (MPA) Class of 2021

Employment Outcomes: MPA Class of 2021

- a. Public Sector Employment Breakdown
- b. Non-Profit Sector Employment Breakdown
- c. Private Sector Employment Breakdown

Career Preview: MPA Class of 2022

Class Profile: Executive MPA (EMPA) Cohort 18

CLASS OF 2021 OVERVIEW

The Class of 2021 faced an incredibly unique experience in the midst of the COVID-19 pandemic as they completed their graduate education in an almost entirely remote environment.

These early career graduate professional students demonstrated resiliency as they adjusted to online learning while applying skills through largely virtual internship and job opportunities. As students, the effects of COVID-19 were acutely felt in the summer of 2020 when many organizations faced financial uncertainty and job market instability, pausing or cancelling their planned internship programs. Evans students adapted and persevered through consulting, contract, and hybrid work. They also pursued internships simultaneous with classes as the internship market slowly rebounded in the academic year following summer 2020.

This report shows how, despite graduating in the midst of ongoing economic recovery, the Class of 2021 continued to demonstrate the value of an Evans School degree by securing impactful employment in a competitive market.

CLASS PROFILE

MPA CLASS OF 2021



145
GRADUATES



75% of the program
completed via
online learning



8% Active duty or military veteran
9% International student
24% Black, Indigenous, People of Color
17% First Generation Student

COMMITMENT TO COMMUNITY

The Class of 2021 applied their learning outside the classroom, with the goal of creating lasting social impact.

36 6-month team consulting
projects completed for public
and nonprofit organizations
across the Pacific Northwest

139 graduate-level internships
completed

CLASS OF 2021 TOP INDUSTRY DESTINATIONS



Consulting



Environmental
Issues & Natural
Resources



Local Government
or Regional Issues

THE VALUE OF AN EVANS SCHOOL EDUCATION

At the Evans School, post-graduate outcomes mean more than numbers. The Career Development team supports students in finding impactful and fulfilling careers, resulting in overwhelming high satisfaction from the Class of 2021 in many areas demonstrated below.

94%

believe the Evans MPA program helped them achieve their professional goals

96%

engaged with Career Development resources, advising, and programs as a student

82%

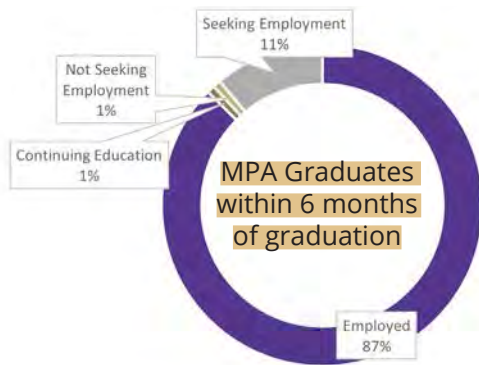
of 2021 graduates report positive satisfaction levels with their post-Evans employment

EMPLOYMENT OUTCOMES

MPA CLASS OF 2021

CLASS OF 2021 HIGHLIGHTS

An **89% employment rate** reflects both the economic recovery and competitive job market 2021 graduates entered during rebound from the COVID-19 pandemic.



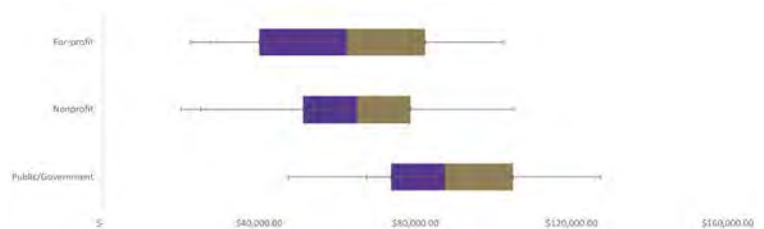
SALARY BY SECTOR

\$68k

Average starting salary post-MPA

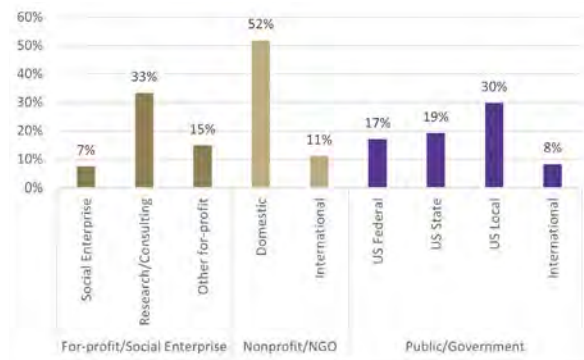
36%

Average increase in salary from pre- to post-MPA



EMPLOYMENT BY SECTOR

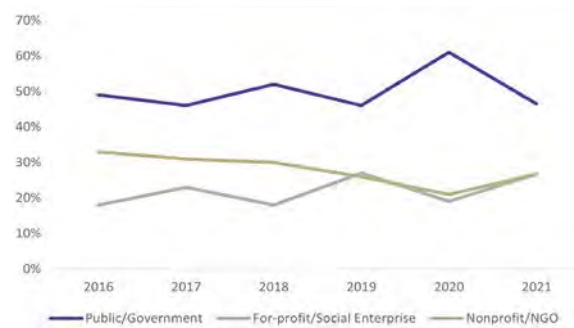
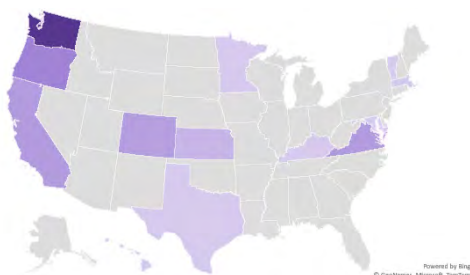
We continue to see more than half of Evans School graduates entering the public sector.



EMPLOYMENT BY LOCATION

Evans graduates secured employment across the world in **Australia, India, Switzerland, & The United Arab Emirates**.

Top U.S. destinations include the states of **Washington (75%), D.C. (6%), Oregon (5%)**.



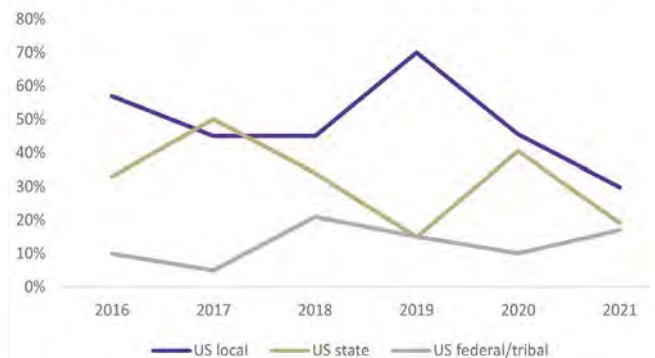
PUBLIC / GOVERNMENT SECTOR

Average Starting Salary: \$69K

EMPLOYMENT SECTOR

The public sector is the largest destination for Evans School students, with graduates beginning careers after graduation in all subsectors, including local/municipal, state, federal, and tribal governments.

Public/Government Subsector Change Over Time



TOP POLICY AREAS

Alumni working in the public and government sector most commonly reported working in the following policy-related areas:



Auditing or Governance

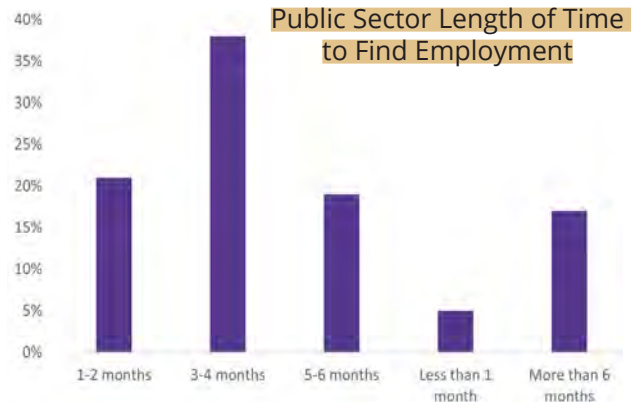


Local Government, Regional Issues



Environmental Issues or Natural Resources

Public Sector Length of Time to Find Employment



SELECTED JOB TITLES

The most common public sector job titles secured by the Class of 2021 include **Analyst, Engagement Program Manager, Strategist.**

EMPLOYERS

Australian Department of Agriculture, Water and the Environment

City of Bellevue

City of Brockton

City of Kenmore

City of Lakewood

City of Seattle

City of Tacoma

City of Tualatin

City of Tukwila

City of Wichita*

Colorado Evaluation and Action Lab

King County**

Mason Conservation District

Multnomah County Auditor's Office

New York City Mayor's Office of Management and Budget

Northwest Seaport Alliance

Oregon Department of Transportation

Seattle Housing Authority

Seven Directions

Sound Cities Association

Tacoma Housing Authority

Teach For America

The Federal Assembly - The Swiss Parliament

University of Washington

US Army

US Department of Treasury - IRS

US Government Accountability Office

US HUD, Office of Housing

US Department of State

Texas Sunset Advisory Commission

Washington Healthcare Authority

Washington Office of Superintendent of Public Instruction

Washington State***

**City of Wichita departments include City Managers Office, Public Works & Utilities*

***King County departments include Conservation District, Metro Transit, Department of Public Health & Environmental Health Services*

****Washington State departments include Department of Agriculture, Department of Children, Youth, and Families (DCYF), Employment Security Department, Institute for Public Policy, Legislature, Office of the Attorney General*

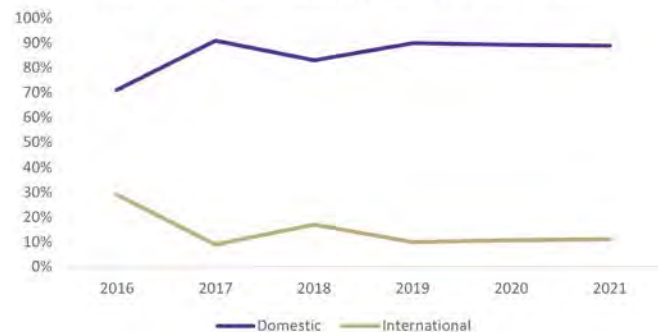
NONPROFIT / NGO SECTOR

Average Starting Salary: \$65K

EMPLOYMENT SECTOR & CITIZENSHIP

Among 2021 MPA graduates who found employment in the nonprofit sector, **11% attended the Evans School on an international student visa.**

Nonprofit/NGO Subsector Change Over Time



TOP POLICY AREAS

Alumni working in the nonprofit and NGO sector most commonly reported working in the following policy-related areas:



Human Services
or Social Services



Housing / Real
Estate



Health

Nonprofit Sector Length of
Time to Find Employment



SELECTED JOB TITLES

A selection of nonprofit sector position titles secured by the Class of 2021 include **Operations Manager, Program Manager, Development Associate, Project Coordinator, Research Manager, Executive Board Assistant.**

NONPROFIT / NGO EMPLOYERS

BIO Ventures for Global Health
Burke Museum
Clean Energy Transition Institute

Connect for Health Colorado
Downtown Emergency Service Center (DESC)
Forefront Suicide Prevention
Fred Hutchinson Cancer Research Center
Grandmothers Against Gun Violence Foundation
Harvard Kennedy School Government Performance Lab
Landesa
Low Income Housing Institute
Mission Better Tomorrow
New Buildings Institute
North Star Civic Foundation

One America
PATH
Playworks
Rainier Athletes
Sea Mar Community Health Centers
Seattle Cancer Care Alliance
St. Matthew Parish
Start Early
The Borgen Project
Urban Land Institute
Veterans of Foreign Wars (VFW)
National Legislative Services
Washington Recovery Alliance

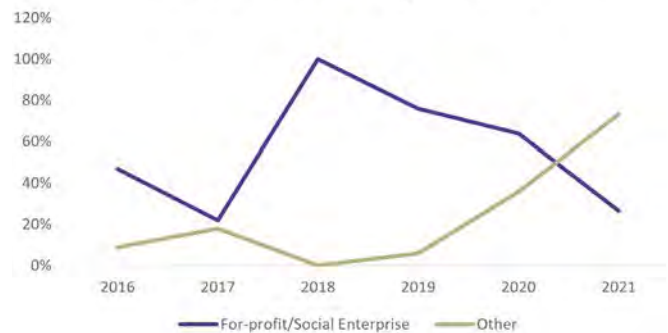
PRIVATE SECTOR

Average Starting Salary: \$68K

EMPLOYMENT SECTOR & CITIZENSHIP

The private sector sees the highest number of international graduates from the Evans School. Of 2021 MPA graduates who found employment in the private sector, **19% attended the Evans School on an international student visa.**

Private Subsector Change Over Time



**Starting in 2020, the Evans School split the private subsectors into more subcategories. These changes will be reflected in future reports.*

TOP POLICY AREAS

Alumni working in the private and social enterprise sector most commonly reported working in the following policy-related areas:



Consulting

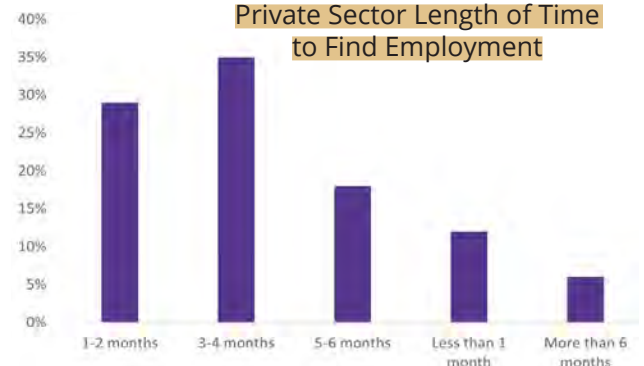


Environmental Issues
or Natural Resources



Advocacy

Private Sector Length of Time to Find Employment



SELECTED JOB TITLES

Examples of private sector position titles secured by the Class of 2021 include **Program Associate, Management Consultant, Project Manager, Sustainability Planner.**

PRIVATE SECTOR EMPLOYERS

Amazon Web Services
Barker Consulting
BDS Planning & Urban Design
BHC Consultants
BlackRock Financial

Cafe Flora
Cheq Lifestyle Technology
Chewie Labs
CuriosityBased
Deltak
Dynapower Company LLC
FCS Group
Jacobs
Jensen Strategies
Kerry Ingredients
Labcorp
Law Office of Alan W.C. Ma
Pivotal Ventures
Rincon Consultants

Sankofa Consulting
The Vida Agency
Value Management Strategies
Visagio Management Consulting

CAREER PREVIEW

MPA CLASS OF 2022



COHORT AT A GLANCE

178 upcoming graduates

3.5 YEARS average work experience prior to beginning the MPA program

201 unique graduate-level work or internship experiences completed

SELECTED INTERNSHIP TITLES

Some common work and intern titles for Evans MPA students pursuing experiential learning were: **Research Assistant, Graduate Intern, Research Analyst, Policy Intern, & Municipal Government Intern.**

97% of supervisors of Evans School interns would hire them into a full-time position with the organization

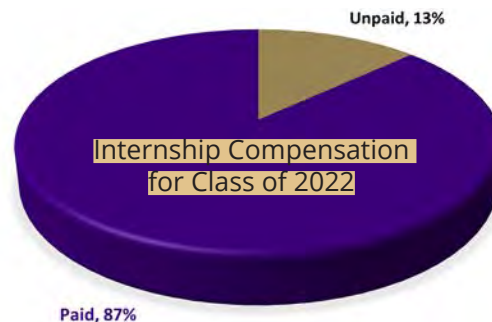
SECTOR BREAKDOWN

The Class of 2022 overwhelming worked or interned in the public or nonprofit sectors while in school.



COMPENSATION BREAKDOWN

Nearly 90% of Evans School students who secure an internship are paid by the employer.



HOW STUDENTS FOUND INTERNSHIPS

More than half of these students found their work or internship through using Evans School resources or tapping into the Evans School network.





EXECUTIVE MPA COHORT 18

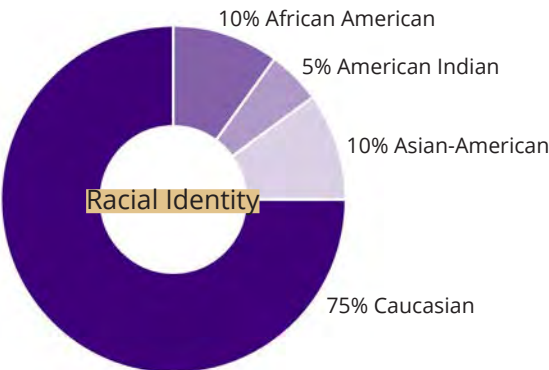
The Executive Master of Public Administration degree program is an accelerated, work-compatible program designed for mid-career professionals to combine theory with practice by applying coursework directly to current organizational challenges.

COHORT AT A GLANCE

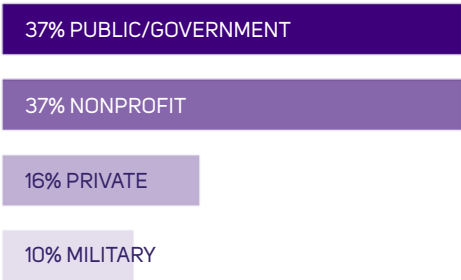
39 students in the cohort bringing an average of **16 YEARS** of experience

40% of Cohort 18 changed jobs during their time in the EMPA program

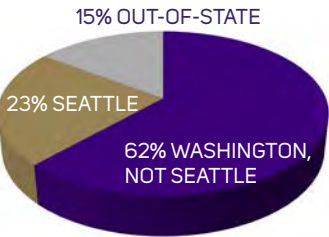
41 yrs average age when starting the EMPA program



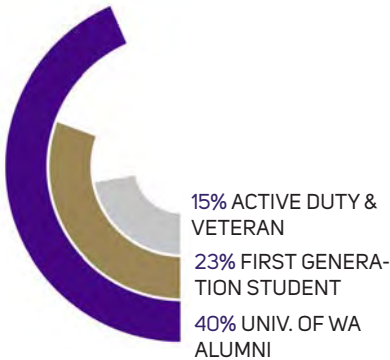
SECTOR BREAKDOWN



LOCATION BREAKDOWN



COHORT DEMOGRAPHICS



ORGANIZATION BREAKDOWN

The accelerated, work-compatible program allowed for immediate application of learning at:

- Brice Engineering, LLC
- Central Wyoming Hospice Program
- City of Redmond
- City of Seattle
- City of Vancouver Fire Department
- Coast Salish Consulting, LLC
- Earthwise Pet Franchise
- Eleven 11 Solutions
- FareStart

- Hagerty Consulting
- Hebrew Free Loan Association of WA State
- Identiv, Inc
- King County Elections
- More Equitable Democracy
- Planned Parenthood Great Northwest, Hawai'i, Alaska, Indiana, Kentucky
- Port of Seattle
- Renton School District
- Resuscitation Academy Foundation
- Seattle Central College
- Seattle Colleges Foundation
- Seattle Jobs Initiative
- Seattle Public Library

- State of Alaska
- The Children's Center at Burke Gilman Gardens
- Tia
- U.S. Navy
- University Child Development School
- University of Washington
- US Navy
- USDA Forest Service
- WA Coalition 4 Kids
- WA Coalition Against Domestic Violence
- WA State Dept of Children, Youth, & Families
- WA State Department of Licensing
- Whatcom Community College



**EVANS SCHOOL
OF PUBLIC POLICY & GOVERNANCE**

UNIVERSITY *of* WASHINGTON

CONTACT US:

Find out how Evans School students can serve the
needs of your organization.

evansjob@uw.edu / 206.221.7698 / evans.uw.edu